



AFTER RECORDING RETURN TO:

ROBERT D. BURTON, ESQ.  
WINSTEAD PC  
401 CONGRESS AVE., SUITE 2100  
AUSTIN, TEXAS 78701  
EMAIL: [RBURTON@WINSTEAD.COM](mailto:RBURTON@WINSTEAD.COM)

**BARRETT CROSSING**  
**DESIGN GUIDELINES**

*HARRIS COUNTY, TEXAS*

*[SIGNATURE PAGE FOLLOWS]*

Adopted by Declarant in accordance with *Section 7.02(c)* of the Declaration of Covenants, Conditions and Restrictions for Barrett Crossing, recorded under Document No. RP-2023-296998, Official Public Records of Harris County, Texas.

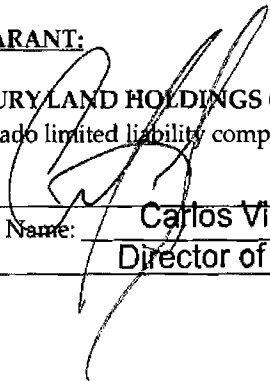
BARRETT CROSSING  
DESIGN GUIDELINES

**BARRETT CROSSING**  
**DESIGN GUIDELINES**

ADOPTED:

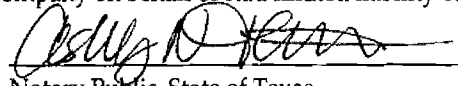
**DECLARANT:**


CENTURY LAND HOLDINGS OF TEXAS, LLC,  
a Colorado limited liability company

By:   
Printed Name: Carlos Vieira  
Title: Director of Land

THE STATE OF TEXAS           §  
COUNTY OF Harris           §

This instrument was acknowledged before me this 1<sup>st</sup> day of August, 2023  
by Carlos Vieira, Director of Land Development for Century Land Holdings  
of Texas, LLC, a Colorado limited liability company on behalf of said limited liability company.

(seal)   
Notary Public, State of Texas



BARRETT CROSSING  
DESIGN GUIDELINES

RP-2023-297437

# TABLE OF CONTENTS

	Page
<b>I. INTRODUCTION.....</b>	<b>1</b>
A. Background.....	1
B. ACC and Review Authority .....	1
C. Applicability .....	1
<b>II. GOVERNMENTAL REQUIREMENTS.....</b>	<b>1</b>
<b>III. INTERPRETATION .....</b>	<b>2</b>
<b>IV. AMENDMENTS .....</b>	<b>2</b>
<b>V. ARCHITECTURAL REVIEW OVERVIEW.....</b>	<b>2</b>
A. Objective.....	2
B. Responsibility for Compliance.....	2
C. Submittals, Approval and Review Fees.....	2
D. Inspection .....	3
<b>VI. ARCHITECTURAL AND AESTHETIC STANDARDS.....</b>	<b>3</b>
A. Plan Repetition .....	3
B. Brick Color and Masonry Stone Repetition.....	3
C. Square Footage .....	4
D. Temporary/Accessory Structures.....	4
E. Building Height.....	4
F. Roofs and Chimneys.....	5
G. Foundations .....	6
H. Driveways .....	6
I. Sidewalks.....	7
J. Garages .....	7
K. Exterior Lighting .....	8
L. Window Coverings – Exterior.....	8
M. Windows .....	8
N. Gutters/downspouts.....	9
O. Setbacks .....	9
P. Impervious Cover .....	9
Q. Address Markers and Mailboxes.....	9
R. Storm and Screen Doors.....	9
S. Solar Energy Devices .....	9
T. Satellite Dishes.....	9

RP-2023-297437

- U. HVAC, Pool Equipment, and Noise-generating Equipment Screening..... 9
- V. Structures Detached from Residence; Gazebos, Pergolas and Ramadas ..... 10
- W. Signage..... 10
- X. Aesthetic Appeal ..... 10
  
- VII. LANDSCAPE GUIDELINES ..... 10**
  - A. Landscape..... 10
  - B. Tree Protection..... 11
  - C. Irrigation..... 12
  - D. Rainwater Harvesting Systems ..... 12
  - E. Landscape Inspection ..... 13
  - F. Drainage ..... 13
  - G. Fencing and Walls..... 13
  - H. Pools, Spas and Hot Tubs ..... 14
  - I. Basketball Goals and Sporting Equipment..... 15
  - J. Playscapes, Trampolines and Sport Courts..... 16
  
- VIII. EROSION CONTROL AND CONSTRUCTION REGULATIONS ..... 16**
  - A. Erosion Control Installation and Maintenance ..... 17
  - B. Security ..... 17
  - C. Construction Hours ..... 17
  - D. Noise, Animals, Children..... 17
  - E. Material and Equipment Storage ..... 18
  - F. Insurance ..... 18
  - G. Site Cleanliness ..... 18
  - H. Sanitary Facilities ..... 18
  - I. Construction Parking & Construction Trailers..... 19
  - J. Schedule of Construction Fines..... 19
  
- IX. PLAN REVIEW PROCESS ..... 19**
  - A. Submittals..... 19
  - B. Timing..... 20

## I. Introduction

Any notice or information required to be submitted to the ACC (as defined below) under these Design Guidelines will be submitted to the Barrett Crossing Homeowners Association, Inc., c/o Community Solutions Unlimited, P.O. Box 5191, Katy, Texas 77491, Phone: 713-429-5540, Email: rschmutz@csutx.com.

### A. **Background**

Barrett Crossing is a residential community located in Harris County, Texas. The community is subject to the terms and provisions of the Declaration of Covenants, Conditions and Restrictions for Barrett Crossing, recorded in the Official Public Records of Harris County, Texas (the “**Declaration**”). The Declaration includes provisions governing the construction of improvements and standards of maintenance, use and conduct for the preservation of the Barrett Crossing community.

### B. **ACC and Review Authority**

The Architectural Control Committee (the “**ACC**”) consists of members who have been appointed by CENTURY LAND HOLDINGS OF TEXAS, LLC, a Colorado limited liability company (the “**Declarant**”). Declarant has a substantial interest in ensuring that improvements within the Barrett Crossing development maintain and enhance Declarant’s reputation as a community developer and do not impair Declarant’s ability to market and sell all or any portion of the community, and as a consequence thereof, the ACC acts solely in Declarant’s interest and shall owe no duty to any other Owner or to the Barrett Crossing Homeowners Association, Inc. (the “**Association**”).

*Article 7* of the Declaration includes procedures and criteria for the construction of improvements within the Barrett Crossing community. No Improvements may be constructed without the prior written approval of the ACC.

### C. **Applicability**

*Section 7.02(c)* of the Declaration provides that the Declarant or the ACC may adopt Design Guidelines to govern the standards for design, construction of Improvements, landscaping, and the placement of exterior items within Barrett Crossing which may consist of multiple written design guidelines applying to all or specific portions of the Development.

The Barrett Crossing Design Guidelines shall apply to all Lots within the Property described in Exhibit “A” to the Declaration, save and except any Lots or portions of the Property that are withdrawn from the covenants and restrictions established by the Declaration, whether such Lots or portions of the Property are withdrawn in a Notice of Plat Recordation or such other Recorded instrument.

## II. Governmental Requirements

Governmental ordinances and regulations are applicable to all Lots within Barrett Crossing, including, but not limited to, federal, state, county and local requirements, and universal building codes, if adopted.

It is the responsibility of each Owner to obtain all necessary permits and inspections. Compliance with these Design Guidelines is not a substitute for compliance with the applicable ordinances and regulations. Please be advised that these Design Guidelines do not list or describe each requirement that may be applicable to a Lot within Barrett Crossing. Each Owner is advised to review all encumbrances affecting the use and improvement of their Lot prior to submitting plans to the ACC for approval. Furthermore, approval by the ACC should not be construed by the Owner that any Improvement complies with the terms and provisions of all encumbrances that may affect the Owner's Lot.

The ACC shall bear no responsibility for ensuring plans submitted to the ACC comply with any applicable building codes, zoning regulation and other government requirements. It is the responsibility of the Owner to secure any required governmental approvals prior to construction on such Owner's Lot.

### **III. Interpretation**

In the event of any conflict between these Design Guidelines and the Declaration, the Declaration shall control. Capitalized terms used in these Design Guidelines and not otherwise defined in this document shall have the same meaning as set forth in the Declaration.

### **IV. Amendments**

During the Development Period, the Declarant, acting alone, may amend these Design Guidelines. Thereafter, the ACC may amend these Design Guidelines. All amendments shall become effective upon recordation in the Official Public Records of Harris County, Texas. Amendments shall not apply retroactively so as to require modification or removal of work already approved and completed or approved and in progress. It is the responsibility of each Owner to ensure that they have the most current edition of the Design Guidelines and every amendment thereto.

### **V. Architectural Review Overview**

#### **A. Objective**

The objective of the review process is to promote aesthetic harmony in the community by providing for compatibility of specific designs with surrounding buildings, the environment and the topography. The review process strives to maintain objectivity and sensitivity to the individual aspects of design.

#### **B. Responsibility for Compliance**

An applicant is responsible for ensuring that all of the applicant's representatives, including the applicant's architect, engineer, contractors, subcontractors, and their agents and employees, are aware of these Design Guidelines and all requirements imposed by the ACC as a condition of approval.

#### **C. Submittals, Approval and Review Fees**

Requests for approval of proposed new construction, landscaping, or exterior modifications must be made by submitting the information and materials outlined in the Plan Review Process, set forth herein.

No Improvements may be commenced until the Owner has received a written "Approval" from the ACC. The ACC may adopt a schedule of fees for plan review.

**D. Inspection**

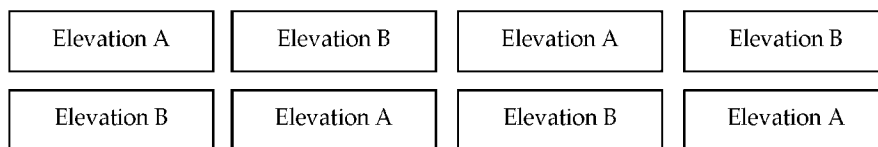
Upon completion of all approved work, the Owner must notify the ACC. The ACC may inspect the work at any time to verify conformance with the approved submittals.

**VI. Architectural and Aesthetic Standards**

**A. Plan Repetition**

The ACC may, in its sole and absolute discretion, deny a plan or elevation proposed for a particular Lot if a substantially similar plan or elevation exists on a Lot in close proximity to the Lot on which the plan or elevation is proposed. The ACC may adopt additional requirements concerning substantially similar plans or elevations constructed in proximity to each other. For Example:

- *Generally, plans with the same elevation may be repeated every other Lot (plans with the same elevation may not be repeated on a neighboring lot):*

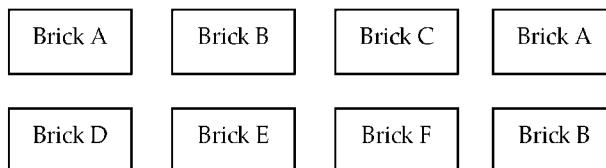


- *Across the Street: Plans with the same elevation shall not be placed on a Lot across the street from any other plan.*

**B. Brick Color and Masonry Stone Repetition**

The ACC may, in its sole and absolute discretion, deny proposed brick or masonry for a particular Lot if substantially similar brick or masonry exists on a Lot in close proximity to the Lot on which the brick or masonry is proposed. The ACC may adopt additional requirements concerning substantially similar brick or masonry constructed in proximity to each other. For example:

- *Similar brick or masonry can be repeated every third Lot (example: Plan A, Plan B, Plan C, and Plan A).*



- *Across the Street: Same brick or masonry cannot be placed on a Lot across the street or diagonal from any other brick or masonry (example above: Brick B).*

### C. Square Footage

All single-story and two-story detached dwellings are required to be between 1,200 – 3,500 square feet.

- **Calculation.** For the purpose of calculating total square footage, open, covered, or screened porches, terraces, patios, decks, driveways, garages, storage facilities and walkways shall be excluded. Other detached accessory uses such as cabanas or garages are permitted, but will not count toward the minimum square footage requirement. The calculation of square feet shall be measured from outside surface to outside surface.
- **Variations.** The ACC may, at its sole discretion, approve variations to the minimum and maximum square footages allowable on different Lot products.

### D. Temporary/Accessory Structures

Detached accessory structures such as cabanas, garden buildings, detached garages, storage buildings or guesthouses (which are in compliance with the Declaration) are permitted if approved in advance by the ACC.

- **Permitted Structures.** Such accessory structures: (1) must be constructed with colors similar to the primary residence, neutral, or earth tone colors, including the roof (as determined by the ACC); (2) must be no larger than eighty (80) square feet; (3) shall not exceed the lesser of six feet (6') in height or the height of the privacy fence constructed on the Lot; and (4) must be shielded from view from the street by either the residence or fencing.
- **Location.** No accessory structures shall be located nearer than seven and one-half feet (7.5') to an interior lot line. The location of such structures shall not conflict with any Plat or Applicable Law, or be located closer than ten feet (10') from the primary structure on another Lot. Roof eaves are not to be considered when calculating these distances.
- **Square Footage Calculations.** Permitted accessory structures do not count toward the minimum square footage requirements of these Design Guidelines.
- **Variations.** The ACC may, at its sole discretion, approve variations on an individual basis.

### E. Building Height

Proposed heights must be compatible with adjacent structures and be compatible with existing or anticipated structure heights on Lots located above or below the Lot on which the proposed residence will be constructed and must be approved in writing by the ACC, prior to commencement of construction.



- **Structure Height.** Unless otherwise approved in advance by the ACC, no building or residential structure may exceed forty feet (40') in height as measured as the vertical distance between the finished floor elevation at any point within the structure and the highest ridge, peak or gable (exclusive of chimneys and ventilators).
- **Views.** Views are neither guaranteed, preserved nor protected within Barrett Crossing.

#### F. Roofs and Chimneys

The pitch, color and composition of all roof materials must be approved in writing by the ACC, prior to commencement of construction. Roof vents and other penetrations shall be as unobtrusive as possible and must match the principal color of the roof unless approved in advance by the ACC.

- **Accepted Roof Pitch:** Unless otherwise approved in advance by the ACC, the roof pitch of the primary residence erected on a Lot must be appropriate for the style of the home with a pitch of no less than 6:12, except porch and roofs added as an architectural feature, which may have a 3:12 roof pitch.
- **Accepted Roof Materials:** Roofing materials shall be limited to approved "weatherwood" or earthen colored non-reflective metal, clay, tile or 3-dimensional composition shingles with a rating of 30 years or more that conform to or exceed applicable local, FHA and VA requirements.
- **Energy Efficiency Roofing.** In addition, roofs of buildings may be constructed with "Energy Efficiency Roofing" with the advance written approval of the ACC. For the purpose of the Section, "Energy Efficiency Roofing" means shingles that are designed primarily to: (a) be wind and hail resistant; (b) provide heating and cooling efficiencies greater than those provided by customary composite shingles; or (c) provide solar generation capabilities.

The ACC will not prohibit an Owner from installing Energy Efficient Roofing provided that the Energy Efficient Roofing shingles: (i) resemble the shingles used or otherwise authorized for use within the community; (ii) are more durable than, and are of equal or superior quality to, the shingles used or otherwise authorized for use within the community; and (iii) match the aesthetics of adjacent property. An Owner who desires to install Energy Efficient Roofing will be required to comply with the architectural review and approval procedures set forth the Documents. In conjunction with any such approval process, the Owner should submit information that will enable the ACC to confirm the criteria set forth in this Section.

- **Chimneys.** Chimney style must be appropriate for the style of the home and may be brick or other masonry matching with the same permitted colors and materials as permitted on the body of the house; provided however, that any chimney located on the interior portion of the roof may also include cementitious materials solely or in addition to the brick or other masonry.
- **Other Materials.** Any other type of chimney or roofing material shall be permitted only with the advance written approval of the ACC.
- **Prohibited Elements:**

- Excessively pitched roofs.
- Mansard, gambrel or chalet roofs.
- Flat roofs (less than 3:12).
- Non-dimensional or three tab composition shingles.
- Roofs constructed too steep or too shallow for the style of the home.
- Shed roofs except as incidental to the main roof.
- Glossy metal and/or reflective materials or bright colors.
- Natural or silver Galvalume.
- Roof vents on the front plane of the home.
- On corner lots, roof vents on street side (unless prior written approval obtained).
- Stove-pipe chimneys, prominent chimneys or other random roof penetrations.
- Vents or skylights facing the street.
- White or bubble skylights.

**G. Foundations**

All Lots that abut, are adjacent to, or are along, in whole or in part, any greenbelt or buffer shall not have any part of the foundation exposed to a height in excess of three feet (3') from the finished grade.

**H. Driveways**

The design, construction materials, and location of: (i) all driveways, and (ii) culverts incorporated into driveways for ditch or drainage crossings, must be approved by the ACC.

- Slope. No Lots shall have a driveway constructed on slopes greater than fifteen percent (15%).
- Width. Other than the flair in the driveway necessary to connect to the garage and, for side-entry garages area required for turning/maneuvering, the minimum width of a driveway is twelve feet (12') and the maximum width of a driveway path is sixteen feet (16') within twenty feet (20') from the curb (to allow for connecting radius to street). The maximum width of driveway area for a turnout shall be no more than twenty-five feet (25') wide.
- Setbacks. All driveways must be at least two feet (2') from adjacent property lines except when side-entry garages oppose one another, in which case the minimum is eight feet (8') from adjacent Lot lines.
- Finishes. All driveways shall be surfaced with brushed concrete (in some sections this may also be exposed aggregate and/or salt finish). Asphalt driveways are prohibited.
- Features. Drives shall intersect the street at as close to 90 degrees as possible. Driveways must permit entry by standard mid-size vehicles without "bottoming out" in the transition area between the curb and property line as wells as the driveway area between the property line and

the garage. Each Lot is permitted only one driveway access from the street. Driveways on corner lots abutting a cul-de-sac and another roadway must access off the cul-de-sac.

- Raised Driveway. If the driveway is raised significantly above finished grade (which will be determined by the ACC in its sole and absolute discretion), the exposed sides of the driveway must be underpinned (parged). When practical, landscaping to screen the raised area is recommended, upon approval in writing by the ACC.
- Ramps. Where driveways conflict with pedestrian walks, curbs must be saw cut and handicap ramps installed. Handicap ramps must be constructed to comply with all Texas Department of Licensing and Regulation Architectural Barriers Texas Accessibility Standards and American Disabilities Act (ADA) requirements.

## I. Sidewalks

Each Owner of a Lot must build or cause to be built on such Owner's Lot, in a location designated by the ACC, a concrete sidewalk complying with the specifications set forth in the applicable Plat, approved subdivision plans, the Documents or any other requirements in conjunction with and at the time of construction of the residence thereon.

- Pedestrian Sidewalks. Sidewalks that run generally parallel with the street and are considered part of the overall community sidewalk or trail system are "Pedestrian Sidewalks." Pedestrian sidewalks that are four feet (4') in width shall be constructed along the street in the front of any residence and along any side street on any corner lot. Said pedestrian sidewalk shall be set back from the street a distance of four feet (4') and must be constructed in accordance with the approved subdivision plans. Pedestrian sidewalks shall be surfaced with brushed concrete.
- Lead Walk. The portion of sidewalk that may connect from the Pedestrian Sidewalk to the home is called the "Lead Walk." Lead Walks may be surfaced with brushed concrete or exposed aggregate or other surfaces as may be approved by the ACC. All Lead Walks shall be located so that they run from the front porch or front door to the driveway on such Lot and not to the street or curb.
- Compliance. All sidewalks must comply with Applicable Law, including but not limited to all Texas Department of Licensing and Regulation Architectural Barriers Texas Accessibility Standards.

## J. Garages

All garages shall be approved in advance of construction by the ACC.

- Enclosed Garage. Improvements constructed on each Lot must include a private, enclosed garage capable at all times of housing at least two (2) standard size automobiles, unless approved in writing by the ACC.

- Features. Interior walls of all garages must be finished with sheetrock, textured and painted at a minimum. Each garage shall have garage doors that are wired so as to be operated by electric door openers and automatic door openers are required for all garage doors.
- Prohibited Elements:
  - Carports.
  - Open (not enclosed) automobile storage.

#### K. Exterior Lighting

Exterior lighting must be approved in advance by the ACC.

- Brightness. Exterior lights shall be hooded and downward-shielded. Exterior lights whose direct source is visible from a street or neighboring property or which produces excessive glare to pedestrian or vehicular traffic will not be allowed. Exterior mounted lamp housings must shield lamp (maximum 75 watts) from view and the direct light. Housing must be at least 8 inches long, extend at least 3 inches beyond lamp and have a maximum angle from the wall of the structure of 30 degrees. Decorative or lantern fixtures shall have a maximum of 45 watts per fixture.
- Number. The number of exterior light fixture for the house and the landscape may be limited in order to prevent excessive lighting. When the lighting is being installed on the site, a night time inspection and written approval by a representative of the ACC may be required prior to final installation.
- Prohibited Elements:
  - Use of other than white or color corrected high intensity lamps and exterior lights (except holiday lighting that may not be installed more than twenty-one (21) days before a holiday and must be removed no more than fourteen (14) days after the holiday).
  - Exterior lights the color of which exceeds 3200k.
  - Sodium, mercury vapor, or bare HID yard lights.

#### L. Window Coverings – Exterior

Window awnings shall be approved in advance by the ACC, and shall only be allowed in the rear of a residence. All awnings must match the color of the residence. Brightly colored, multi-colored, or patterned awnings are not permitted. Awnings must be appropriately sized for the window they cover, and must be either flush mounted or interior mounted to the residence. Exterior-mounted equipment will not be permitted. When not use in use, awnings shall blend into the exterior of the residence. Awnings must be kept in good condition and must be maintained to avoid hardening, cracks, peeling or tears.

#### M. Windows

Adhesive-backed sunscreens/window films are permitted only if they are of dark or “smoke” color. Metallic or reflective sunscreens/window films are prohibited. Mesh security or solar screens are also prohibited. Window unit air conditioners or evaporative coolers are prohibited.

**N. Gutters/downspouts**

Gutters and downspouts shall match the color of the existing trim of the residence. Downspouts shall be oriented to direct water toward the street and not onto adjacent Lots. No piped drains are permitted to have an outlet that directs water to adjoining Lots.

**O. Setbacks**

Applicable setbacks are set forth on the Plat. No building shall be located closer than ten feet (10') from the primary dwelling structure on another Lot.

**P. Impervious Cover**

The maximum impervious cover per Lot shall be as governed by the Plat.

**Q. Address Markers and Mailboxes**

Address markers must be readily visible from the street. Address markers shall be located on a residence unless otherwise approved by the ACC. Address markers located on a residence shall be metal (i.e., brass, wrought iron) and shall be no larger than six (6) inches in height. If permitted by the ACC, address markers painted on the curb in front of a residence shall be painted with white numbers against a black background. Fluorescent or brightly colored numbers are not permitted. Centralized mailbox units will be provided in the community for mail pick-up and delivery.

**R. Storm and Screen Doors**

Screen and storm doors shall have a nine (9) inch maximum wide frame, which shall be finished to match or complement the window mullions or the trim on the residence. Screen and storm doors shall have transparent glass and there shall be no ornamentation. Screen doors shall have screen mesh with an even transparent look. Silver finished aluminum doors or windows are not permitted.

**S. Solar Energy Devices**

The requirements for the installation of Solar Energy Devices are set forth in the Declaration.

**T. Satellite Dishes**

The requirements for the installation of Satellite Dishes are set forth in the Declaration.

**U. HVAC, Pool Equipment, and Noise-generating Equipment Screening**

HVAC machines and compressors, pool equipment, and any noise-generating equipment shall be enclosed by a structural screening element constructed of materials approved by the ACC.

**V. Structures Detached from Residence; Gazebos, Pergolas and Ramadas**

Proposed structures shall match or be compatible with the residence. Plans and specifications including (i) a site plan showing the location of the structure and distances to Lot boundary lines and other structures on the Lot, (ii) materials, (iii) colors, (iv) elevations, and (v) purpose and proposed use of the structure must be submitted to the ACC. Natural redwood may be used in its natural color with a non-colored wood preservative; other woods used for construction must be painted to match the residence. The overall height of a structure shall not exceed twelve feet (12') in height.

**W. Signage**

Certain signage requirements are set forth in the Declaration. Further, the Documents permit Declarant to erect and maintain advertising signs (illuminated or non-illuminated), sales flags, other sales devices and banners for the purpose of aiding the sale of Lots in the Property. Upon written approval from the ACC, a Homebuilder may be permitted to erect and maintain such signs, flags and banners by submitting along with the application for approval the location, size, number, design and other features of the signs, flags and banners requested. If approved, such signs, flags and banners must be removed immediately upon sale of the Lot(s) for which the signs, flags and banners were displayed. Approval by the ACC shall not relieve Homebuilder from the obligation to apply for and obtain any other governmental permits before erecting and maintaining such signs, flags or banners in the Property.

**X. Aesthetic Appeal**

The ACC may disapprove the construction or design of a home on purely aesthetic grounds. Any prior decisions of the ACC regarding matters of design or aesthetics shall not be deemed to have set a precedent if the ACC feels that the repetition of such actions would have any adverse effect on the community.

**VII. Landscape Guidelines**

**A. Landscape**

General landscaping guidelines for each Lot are set forth below. Notwithstanding the subsequent provisions, the installation of native or drought-resistant landscaping or water-conserving turf on a residential lot, which is a landscaping procedure known as xeriscaping (“Xeriscaping”) will be allowed in certain instances in accordance with that certain Xeriscaping provision set forth in the Declaration. All

landscapes and landscaping must be approved in writing by the ACC prior to installation. An approved list of plants and turf is set forth on the Plant List on Attachment 1.

- Plans. Detailed landscape plans for each Lot must be submitted to the ACC for consideration at least thirty (30) days before installation is planned. No significant (*i.e.*, major changes in the plant list, plant and plant bed locations, plant count, hardscape design, materials) revisions may be made to approved plans without submission to, and further approval by the ACC of the revised plans. Landscape plans must include vegetative screening for above ground utility connections visible from the street or adjacent properties. Hardscape elements in the landscaping must be in scale with the home and associated structures.
- Materials. All introduced vegetation shall be trees, shrubs, vines, ground covers, seasonal flowers or sodded grasses that are commonly used in Southeastern Texas for landscaping purposes and that are approved by the ACC. The front yard, front side yard and rear yard of all Lots, must have an irrigation system and shall be fully sodded with St. Augustine, Bermuda, Zoysia, or other sod approved by the ACC. Prior to occupancy of a Lot, all forty-foot (40') Lots shall have at least one (1) forty (40) gallon tree planted in the front yard, and all fifty-foot (50') Lots shall have at least two (2) forty-five (45) gallon trees planted in the front yard. A minimum of 2" of mulch is required for all shrub and bed areas. Turf grass shall have a minimum of 4" of native soils or improved soils. Caliche is not considered soil. An Owner must plant grass within three (3) days after top-soil for planting grass has been delivered to the Lot.
- Installation and Maintenance. Landscaping of new homes must be installed within thirty (30) days of completion and in any event, landscaping in accordance with the approved plans shall be completely installed prior to occupancy of a residence. Modifications of existing landscaping must be completed within fourteen (14) days of commencement. Extensions to the time limit may be granted by the ACC but may require a deposit. After installation, landscaping (including temporary landscaping) shall be properly maintained at all times.
- Reservation of Future Approvals. The ACC reserves the right to require additional landscaping for pools, cabanas and other hardscape elements that may be constructed after completion of the residence and associated landscaping.
- Prohibited Elements.
  - Rock other than crushed granite as a ground cover (unless approved in advance by the ACC).

## B. Tree Protection

Protection and preservation of trees is of significant importance to the aesthetics of the community and the environment of Barrett Crossing.

- Vegetative Fencing. Whenever possible and economically feasible, all trees should be preserved and protected during construction with vegetative fencing.

- Tree Removal. As used herein, the “Building Envelope” shall be defined as the area of the Lot that is allowed for construction of improvements as defined by the setbacks of the Lot. A “Specimen Tree” is defined as a tree that is healthy and with a uniform canopy, excluding Junipers and Mesquite. In the area outside the Building Envelope, a Specimen Tree that is 9” or larger in diameter measured 24” off the ground must be flagged and approved in writing by the ACC prior to removal.
- Oak Wilt. Sound horticultural practices, as recommended by the Texas Forest Service, are required to prevent the establishment or spread of oak wilt. Specific requirements include:
  - Tree pruning tools and blades shall be sterilized prior to and between cutting any oak trees.
  - Oak tree pruning is discouraged from February 1<sup>st</sup> to June 15<sup>th</sup>.
  - Pruned trees and/or wounds shall be immediately protected with tree paint (approved example: Treekote Tree Compound).
  - All firewood shall be covered.

**C. Irrigation**

- Full Yard Requirements. Full yard (front and rear yard) programmable irrigation systems may be installed on all Lots and all irrigation systems must be installed and maintained pursuant to any state or local water requirements, including any applicable Texas Commission on Environmental Quality (“TCEQ”) regulations. Homebuilders and Owners are encouraged to install a separate irrigation water meter so that such irrigation use is billed separately from other wastewater consumption.
- Backflow Prevention Device. Each Owner is advised that TCEQ regulations require the installation of a backflow prevention device at any connection to a public drinking water supply. If a backflow prevention device is required, the Owner will be obligated to have performed a yearly inspection by a licensed TCEQ Backflow Prevention Assembly Tester.
- Drip Systems. The use of drip irrigation is encouraged. Irrigation sprinkler systems must use heads that emit large drops rather than a fine mist. All irrigation systems shall be zone based on plant watering requirements.
- Drought Management Plans. Drought management plans may be implemented, as necessary, by the ACC.

**D. Rainwater Harvesting Systems**

The requirements for the installation of Rainwater Harvesting Devices are set forth in the Declaration.



### E. Landscape Inspection

The ACC may, upon the Owner's completion of the installation of landscaping, conduct an on-site inspection of the property to ensure compliance with the approved plan.

### F. Drainage

There shall be no interference with the established drainage patterns except by Declarant, unless adequate provision is made for proper drainage and such provision has been certified by a professional engineer and approved in advance by the ACC.

- Site Drainage. Responsibility for proper site drainage rests with the Owner. Each Owner is solely responsible for correcting any change in water flow or drainage caused by the construction of Improvements on such Owner's Lot. All Lots shall be graded so that surface water flows in conformity with the drainage plans for the Development.
- Area Drains. No area drains are allowed to extend through the curb, and any area drain opening must be behind the curb within the Lot and cannot extend to the street or right-of-way.

### G. Fencing and Walls

The materials, height, location and construction of all fences must be approved in advance by the ACC.

- Lot Fencing. Fencing is required along the sides (commencing from approximately the middle or rear portion of the house) and rear of the lot. Courtyard walls that are architectural walls and designed for individual house plans will be considered for approval by the ACC.
- Construction. All fencing between Lots must be Good Neighbor fencing, except that all fences that face any street shall be constructed so that the front portion (i.e. smooth, with no backing) of the fencing faces the street. Good Neighbor fencing is defined as wood fencing that alternates the side the panel faces every eight feet (8'). Fences shall utilize metal posts or a minimum of 4" x 4" posts and must have at least two horizontal boards for attaching the pickets.
- Greenbelt Fencing. Unless otherwise approved in writing at the sole discretion of the ACC, all fencing along a Lot line which is on, abuts, or is adjacent to any greenbelt, body of water, riparian zone, shoreline, critical environmental feature, or buffer shall be of ornamental wrought iron without columns. All wrought iron fences shall be four feet (4') in height and painted black unless otherwise approved by the ACC.
- Retaining Walls. All retaining wall plans over four feet (4') tall or within any right-of-way must be submitted to the ACC for consideration and must be constructed in accordance with stamped engineered plans by a licensed engineer.
- Plans. Plans submitted for fences or walls must be drawn on an accurate copy of the site plan.

- Setbacks. The side yard fence at the point where it connects to the house must be setback a minimum of twenty feet (20') from the front corner of the house and a minimum of ten feet (10') from the back corner of the house. All side yard fences must be installed so that they are perpendicular to the house unless circumstances on site dictate otherwise. Side yard fences must be installed so that all pickets are facing toward the street and no fence rails are seen from the street.
- Obstruction of Site-Lines Prohibited. No fence, wall or hedge or shrub planting that obstructs sight lines at elevations between 3 and 6 feet above the roadway shall be allowed on any corner Lot within the triangular area formed by the street right-of-way lines and a line connecting them at points ten feet (10') from the intersection of the street right-of-way lines, or in the case of a rounded property corner, from the intersection of the street right-of-way lines, as extended. The same sight-line limitations apply to a Lot within ten feet (10') from the intersection of a street right-of-way line with the edge of a private driveway or alley pavement. No tree shall be permitted to remain within such distance of such intersections unless the foliage line is maintained at a sufficient height to prevent obstruction of such sight-lines. The Property Owner is required to maintain an unobstructed view corridor as required by this paragraph and the Plat.
- Stain. All side-yard fences may only be stained using a stain that is approved in advance by the ACC. Any part of the fence that is visible from any street shall be routinely re-stained (no less than every four years) in the approved stain color and the Barrett Crossing Review and/or the Association shall have the right to re-stain such visible portion of the fence and charge the expense to the Owner pursuant to the terms and provisions of the Declaration.
- Prohibited Elements:
  - Shadowbox or "Pallet" type fencing.
  - Fencing of front yards.
  - Solid walls enclosing an entire site.

**H. Pools, Spas and Hot Tubs**

An application must be submitted to the ACC in conjunction with the review of any application for any proposed swimming pool, spa, or hot tub. The materials, location and construction of all pools, spas and hot tubs must be approved in advance by the ACC. All pools and accompanying spas shall be designed by a licensed engineer experienced in the design and construction of pools and spas, and constructed in accordance such engineer's designs and specifications.

- In Ground. Swimming pools and accompanying spas shall be in-ground, or a balanced cut and fill, and shall be designed to be compatible with the site and the dwelling. All exposed concrete on "Infinity Edge" swimming pools must be properly screened through the use of landscaping and no more than three feet (3') of exposed concrete may be visible. Self-contained above-ground hot tubs require approval by the ACC. Above-ground pools, masonry block, vinyl lined, and low hung vinyl lined pools are prohibited.

- **Screening; Fencing.** Screening, fencing, security and maintenance are required of all swimming pools, spas and hot tubs, and any accompanying equipment. The fencing or screening shall not be higher than necessary to screen the pools, spas and hot tubs, and equipment and shall not exceed a height greater than six feet (6') from the natural ground elevation. Additional fencing, if any is proposed in addition to the yard fencing, and/or walls around the swimming pool, spa or hot tub must be approved in advance by the ACC and integrated into the design of the dwelling and site. Fences must meet all governmental regulations and no pool, spa, hot tub or other similar water containing basin shall be filled with water until proper fencing is installed.
- **Location.** All swimming pools, spas and hot tubs, and associated decks shall be located in side or rear yards. They may not be located in easements. Only one (1) hot tub is permitted on a Lot, and shall only be located in the rear yard.
- **Plans.** The swimming pool, spa or hot tub plan must be drawn on a copy of an accurate site plan and shall include specific indications of distances from the water containing basin(s) and surrounding slab walks to the lot lines and building setbacks.
- **Backwash.** Unless otherwise expressly approved by the applicable governmental agency or utility service provider, backwash from a swimming pool, spa or hot tub drain with a backwash filtering system must be contained within the Lot on which the swimming pool, spa or hot tub has been constructed and is not permitted to be discharged into any street, adjoining Lot or drainage easement.
- **Construction Deposit.** A construction deposit is required for all swimming pool, spa or hot tub construction (except for any Homebuilder that has already provided a construction deposit for the construction of the home).
- **Lot Access.** No access across another Lot or greenbelt/open space area for the purpose of building or maintaining a swimming pool, spa or hot tub is permitted without the prior written approval of the other property owner or the ACC in the case of greenbelts/open spaces.

**I. Basketball Goals and Sporting Equipment**

Basketball goals, or backboards, or any other similar sporting equipment of either a permanent or temporary nature shall not be placed on any Lot or street or where same would be visible from an adjoining street or Lot without the prior written consent of the ACC.

Permanent goals must meet the following criteria:

- the metal pole must be permanently mounted into the ground to the side of the driveway in a full upright position 25' back from the curb;
- the goals are permitted in the front of the residence on a Lot provided the basketball goal is located a minimum of 20' from the street curb;
- the pole, backboard and net must be maintained in good condition at all times; and

- poles may not be installed in front of the garage or facing into the street.

Portable goals will not be allowed unless the following criteria are met:

- the goal must be placed to the side of the driveway and maintained at all times in a full upright position 25' back from the curb;
- the pole, backboard and net must be maintained in good condition at all times;
- poles may not be installed in front of the garage or facing the street;
- landscape barrier, such as small shrubs must screen the base of the goal;
- goals may not be rolled into the street or any other public right-of-way; and
- goals may not be maintained in front of the garage or facing into the street.

The ACC shall have the authority to establish additional guidelines for the placement and design of basketball goals, backboards, or any other similar sporting equipment and the same shall be kept and maintained out of view from any street, except in accordance with any such established guidelines.

#### J. **Playscapes, Trampolines and Sport Courts**

Playscapes, recreational or sport courts and trampolines must be approved in writing by the ACC prior to the commencement of construction or placement.

- Features. If allowed, these facilities must be properly sited and screened so as to minimize the visual and audio impact of the facility on adjacent properties. Special attention will be placed on color schemes and on the visibility of the equipment from the street and neighboring Lots.
- Plans. Plans for playscapes and sport courts must be drawn on an accurate copy of the site plan and must include proposed screening.
- Prohibited Elements.
  - Direct or indirect lighting of the playscape, trampoline or sport court.
  - Netting enclosures (except safety netting around a trampoline). Playscapes, trampolines and sport courts may not be lighted.
  - Tennis courts.

### VIII. **Erosion Control and Construction Regulations**

The following restrictions shall apply to all construction activities at Barrett Crossing. It is the responsibility of all Owners and/or contractors to adhere to State and Federal stormwater runoff protection and prevention requirements that may be applicable to their construction activities and to

obtain proper permits as may be required. Periodic inspections by a representative of the ACC may take place in order to identify non-complying construction activities. If items identified as not complying with the regulations are not remedied in a timely manner, fines will be levied.

#### A. Erosion Control Installation and Maintenance

Upon written approval by the ACC, it is the responsibility of the Owner to install erosion and sedimentation control measures prior to the start of construction and to maintain the measures throughout construction.

- Limits of Construction. Construction site disturbance shall be limited to the extent feasible based on good design practice and construction techniques; the areas of approved disturbance shall be defined by silt fence, chain link fencing, orange plastic mesh fencing or other appropriate methods.
- Silt Fencing. Silt fencing installed to all applicable standards is required to be properly installed and maintained to protect the low sides of all disturbed areas, where storm-water will flow during construction. The purpose of the silt fence is to capture the sediment from the runoff and to permit filtered, clean water to exit the site.
- Sediment Removal. Built-up sediment will need to be removed from the silt fence after heavy or successive rains, and that any breach in the fencing will need to be repaired or replaced immediately. If for any reason the silt fence is to be temporarily removed, a representative of the ACC must be contacted prior to the removal.

#### B. Security

Neither the ACC, the Association, nor the Declarant shall be responsible for the security of job sites during construction. If theft or vandalism occurs, the Owner should first contact the Police Department or the Harris County Sheriff's Department and then notify the ACC.

#### C. Construction Hours

Unless a written waiver is obtained from the ACC, construction may only take place as follows:

- Hours. Monday through Friday from 7:00 a.m. until 7:00 p.m., and on Saturdays and Sundays from 9:00 a.m. until 6:00 p.m.
- Holidays. There shall be no construction on New Year's Day, Easter, Memorial Day, July 4th, Labor Day, Thanksgiving Day, or Christmas Day.
- Waivers. Waivers may be given for the pouring of concrete slabs during the summer months.

#### D. Noise, Animals, Children

The use of music devices and noise must be restrained so as not to be heard on an adjoining Lot or street. Contractors and subcontractors may not bring dogs or children under 16 years of age to construction sites.

#### E. Material and Equipment Storage

All construction materials and equipment shall be neatly stacked, properly covered and secured. Any storage of materials or equipment shall be the Owner's responsibility and at their risk. Owners may not disturb, damage or trespass on other Lots or adjacent property.

#### F. Insurance

The ACC may require an Owner to procure adequate commercial liability insurance during construction naming the Association, the Declarant and the ACC as additional insureds in an amount to be determined, from time to time, by the ACC.

#### G. Site Cleanliness

During the construction period, each construction site shall be kept neat and shall be properly policed to prevent it from becoming an eyesore.

- Trash Containers. Owners and Homebuilders shall clean up all trash and debris on the construction site. Trash and debris shall be removed from each construction site on a timely basis. The ACC will have the authority to require that one dumpster be provided to serve no more than two Lots. In addition to any dumpster, a trash receptacle approved in advance by the ACC will be located on each Lot during construction. Trash receptacles must be emptied periodically and will not be permitted to overflow. Chain link fencing is not an acceptable enclosure material for temporarily containing trash. Lightweight material, packaging and other items shall be covered or weighted down to prevent wind from blowing such materials off the construction site.
- No Dumping or Burning. **The dumping, burying or burning of trash is not permitted anywhere in Barrett Crossing.**
- Heavy Equipment and Debris. When moving heavy equipment, precautions must be taken to prevent damage to pavement, curbs, and vegetation. Track loaders are not to be operated on paved or concrete surfaces. Mud, dirt and other construction debris that is tracked off the construction site shall be cleaned on a daily basis. Skid steer loaders are not to be used to clean the streets by scraping them.

#### H. Sanitary Facilities

A temporary sanitary facility (chemical toilet) shall be provided and maintained for the use of construction workers on or within three (3) Lots of the construction site.

## I. Construction Parking & Construction Trailers

Construction crews shall not park on, or otherwise use, other Lots. No construction vehicle will be permitted to leak oil or otherwise damage or deface any street located within the community. The Documents permit Declarant to maintain and locate construction trailers and construction tools and equipment within the Property. Upon written approval from the ACC, a Homebuilder may be permitted to establish a construction trailer, field office or similar temporary structure by submitting along with the application for approval, a copy of the site plan with proposed locations of trailer, field office or similar temporary structure with a trash receptacle noted thereon. The trash receptacle shall be of an approved size. Such temporary structure, if approved, must be removed immediately upon completion of construction. Approval by the ACC shall not relieve Homebuilder from the obligation to apply for and obtain any other governmental permits before moving any such construction trailer, field office, etc. onto the Property.

## J. Schedule of Construction Fines

Periodic inspections by a representative of the ACC may take place in order to identify non-complying construction activities. Fine amounts will be set forth in the Fine and Enforcement Policy in the Community Manual (as defined in the Declaration).

## IX. Plan Review Process

The construction or installation of any improvements, changes to existing improvements, or the reconstruction of improvements, will require the submission of plans and specifications for approval of the ACC before any such construction or installation activity is commenced. The ACC may waive plan and specification requirements for certain modifications or improvements at its discretion.

### A. Submittals

The Plan Review Process includes three stages of review, plus Final Approval by the ACC:

Stage 1 – Pre-approval of standard sets of plans, elevations for multiple homes that will be allowed to be built by each builder. Alterations to the plans and plans not included in the pre-approved list must be independently approved in advance of construction.

Stage 2 – Submittal of a site plan showing the specific home on the specific lot upon which it is proposed to be built. Must show compliance with all set-backs, easements, etc. Also must show location of and material to be used for driveway, sidewalks, patios, decks, and any ancillary improvements along with house siding, roof, trim colors, and siding and trim materials.

Stage 3 – (Can be submitted during Stage 2) Diagram showing placement of required landscaping plants and any additional landscape improvements that may be specific to the particular house.

Final Approval - To obtain final approval, a completed Final Plan Application attached hereto as Attachment 2 must be submitted to the ACC, including any information or materials requested but not

previously provided or submitted (can be submitted at any Stage above). Improvements on a Lot may not commence until such Final Plan Application has been submitted and executed by the ACC.

**B. Timing**

The ACC will attempt to review all applications and submittals within thirty (30) days after submission. Please plan construction activities to allow sufficient time for submittals and review as outlined above, and for obtaining Final Approval prior to commencement.

RP-2023-297437



ATTACHMENT 1  
PLANT LIST

NOTE: THE FOLLOWING PLANTS/SHRUBS/TREES ARE APPROVED

**Canopy Trees:**

SCIENTIFIC NAME	COMMON NAME	COMMENTS
<i>Acer grandidentatum</i>	Bigtooth Maple	fall color
<i>Carya illinoensis</i>	Pecan	tree litter
<i>Fraxinus texensis</i>	Texas Ashe	
<i>Juglans microcarpa</i>	Texas Black Walnut	
<i>Pistacia texensis</i>	Texas Pistache	
<i>Platanus occidentalis glabrata</i>	Sycamore	moist areas
<i>Quercus muhlenbergii</i>	Burr Oak	
<i>Quercus glaucoides</i>	Lacey Oak	
<i>Quercus pungens</i> 'Vaseyana'	Chinquapin Oak	
<i>Quercus shumardii</i>	Shumard Oak	fall color
<i>Quercus sinuata</i>	Shin Oak	drought tolerant
<i>Sapindus drummondii</i>	Western Soapberry	drought tolerant
<i>Taxodium distichum</i>	Bald Cypress	moist
<i>Ulmus americana</i>	American Elm	
<i>Ulmus crassifolia</i>	Cedar Elm	drought tolerant

BARRETT CROSSING  
DESIGN GUIDELINES

<i>Ulmus parvifolia</i>	Chinese Elm	
<i>Ulmus parvifolia</i> 'Drake'	Drake Elm	fast growing
<b>Ornamental Trees:</b>		
SCIENTIFIC NAME	COMMON NAME	COMMENTS
<i>Acacia wrightii</i>	Wright Acacia	full sun
<i>Aesculus arguta</i>	Texas Buckeye	DR
<i>Aesculus pavia</i>	Red Buckeye	
<i>Bumelia lanuginosa</i>	Woolly-Bucket Bumelia	sun/drought
<i>Cercis canadensis alba</i>	Whitebud	
<i>Cercis canadensis texana</i>	Texas Redbud	sun/drought
<i>Chilopsis linearis</i>	Desert Willow	DR
<i>Cornus drummondii</i>	Rough Leaf Dogwood	shade/DR
<i>Crataegus reverchonii</i>	Reverehon Hawthorn	
<i>Crataegus tracyi</i>	Mountain Hawthorn	fall color
<i>Diospyros texana</i>	Texas Persimmon	sun/drought/DR
<i>Ilex decidua</i>	Possumhaw Holly	sun/shade
<i>Ilex vomitoria</i>	Yaupon Holly	sun/drought
<i>Juniperus ashei</i>	Cedar	sun/drought
<i>Koelreuteria paniculata</i>	Goldenrain Tree	susceptible to freeze
<i>Lagerstroemia indica</i>	Crape Myrtle	sun/summer color

BARRETT CROSSING  
DESIGN GUIDELINES

<i>Parkinsonia aculeata</i>	Jerusalem Thorn	sun
<i>Pinus eldarica</i>	Afgan Pine	
<i>Prunus americana</i>	American Plum	
<i>Prunus caroliniana</i>	Carolina Laurel Cherry	moist soils, subject to Choroisis
<i>Prunus mexicana</i>	Mexican Plum	
<i>Prunus serotina</i> 'eximia'	Escarpment Black Cherry	
<i>Pyrus calleryana</i> 'Bradford'	Bradford Pear	white flower, formal
<i>Rhamnus caroliniana</i>	Carolina Buckthorn	moist soils
<i>Rhus lanceolata</i>	Prairie Flameleaf Sumac	sun/drought/DR
<i>Rhus glabra</i>	Smooth Sumac	sun/drought/DR
<i>Sophora secundiflora</i>	Texas Mountain Laurel	sun/drought/DR
<i>Ungnadia speciosa</i>	Mexican Buckeye	sun/DR

**Shrubs:**

SCIENTIFIC NAME	COMMON NAME	COMMENTS
<i>Abelia grandiflora</i>	Glossy Abelia	
<i>Agave americana</i>	Agave/Century Plant	full sun/drought tolerant
<i>Anisacanthus wrightii</i>	Flame Acanthus	
<i>Callicarpa americana</i>	French Mulberry	sun/DR
<i>Cephalanthus occidentalis</i>	Button Bush	sun/shade/moist
<i>Cotoneaster horizontalis</i>	Cotoneaster	moist areas

<i>Dasyilirion texanum</i>	Texas Sotol	sun
<i>Escallonia</i>	Escallonia spp.	sun/DR
<i>Eupatorium havanense</i>	Shrubby Boneset	sun
<i>Eysenhardtia texana</i>	Texas Kidneywood	moist
<i>Forestiera pubescens</i>	Texas Elbow Bush	sun/drought
<i>Fouquieria splendens</i>	Ocotillo	
<i>Garrya ovata</i>	Silk Tassel	sun
<i>Hesperaloe parviflora</i>	Red Yucca	
<i>Ilex vomitoria</i>	Yaupon Holly	sun/DR
<i>Ilex vomitoria 'Nana'</i>	Dwarf Yaupon	sun/shade
<i>Lantana horrida</i>	Texas Lantana	DR
<i>Leucophyllum frutescens</i>	Texas Sage	sun/DR
<i>Lindera benzoin</i>	Spice-bush	sun/drought/DR
<i>Mahonia trifoliolata</i>	Agarita	shade/moist
<i>Mahonia swaseyi</i>	Texas Mahonia	sun/drought/DR
<i>Myrica cerifera</i>	Wax Myrtle	shade
<i>Pistacia texana</i>	Texas Pistache	sun/shade
<i>Prunus rivularis</i>	Creek Plum	
<i>Prunus reverchonii</i>	Reverchon Hog Plum	moist
<i>Rhus aromatica</i>	Fragrant Sumac	sun

<i>Rhus virens</i>	Evergreen Sumac	DR
<i>Rosmarinus officinalis</i>	Rosemary	drought/DR
<i>Sabal texana</i>	Texas Sabal Palm	drought/DR
<i>Sophora affinis</i>	Eve's Necklace	DR
<i>Symphoricarpos</i>	Coralberry	sun/shade
<i>Orbiculatus</i>	Rusty Blackhaw	
<i>Viburnum rufidulum</i>	Viburnum	sun/drought
<i>Yucca pallida</i>	Pale Leaf Yucca	DR

**Groundcovers:**

SCIENTIFIC NAME	COMMON NAME	COMMENTS
<i>Achillea millefolium</i>	Yarrow	full sun/shade/DR
<i>Adiantum capillus-veneris</i>	Maidenhair Fern	moist areas/shade
<i>Ajuga reptans</i>	Ajuga	shade/DR
<i>Aquilegia canadensis</i>	Columbine	shade
<i>Dryopteris</i> spp.	Wood Fern	shade/moist/DR
<i>Hedera helix</i>	English Ivy	shade
<i>Juniperus conferta</i> 'Blue Pacific'	Shore Juniper	sun/DR
<i>Liriope muscari</i>	Liriope	sun/shade
<i>Lonicera sempervirens</i>	Coral Honeysuckle	sun/shade
<i>Mahonia repens</i>	Creeping Mahonia	shade

<i>Nolina texana</i>	Beargrass	sun/DR
<i>Ophiopogon japonicus</i>	Monkey Grass	shade/DR
<i>Pavonia lasiopetala</i>	Pavonia	sun
<i>Phlox drummondii</i>	Drummond's phlox	sun
<i>Phlox subulata</i>	Thrift	sun
<i>Poliomentha longiflora</i>	Mexican Oregano	sun/DR
<i>Rosmarinus officinalis 'prostratus'</i>	Trailing Rosemary	sun/DR
<i>Salvia farinacea</i>	Mealy Sage	sun/DR
<i>Salvia greggii</i>	Cherry Sage	sun/DR
<i>Salvia romeriana</i>	Cedar Sage	sun/DR
<i>Santolina chamaecyparissus</i>	Gray Santolina	sun/drought
<i>Santolina virens</i>	Green Santolina	sun/drought tolerant
<i>Tradescantia spp.</i>	Spiderwort	shade
<i>Verbena bipinnatifida</i>	Prairie Verbena	sun/DR
<i>Verbena elegans 'asperata'</i>	Hardy Verbena	sun/DR
<i>Yucca rupicola</i>	Twisted-leaf Yucca	sun/drought/DR

**Grasses:**

SCIENTIFIC NAME	COMMON NAME	COMMENTS
<i>Andropogon gerardii</i>	Big Bluestem	tall seed heads
<i>Andropogon scoparius</i>	Little Bluestem	

RP-2023-297437

<i>Bouteloua curtipendula</i>	Sideoats Gramma	
<i>Bouteloua gracilis</i>	Blue Gramma	drought tolerant
<i>Buchloe dactyloides</i>	Buffalo Grass	
<i>Cynodon spp.</i>	Bermuda Grass	drought tolerant
<i>Festuca glauca</i>	Blue Fescue	
<i>Festuca spp. 'Arid'</i>	Tall Fescue	ornamental
<i>Hilaria belangeria</i>	Common Curly mesquite	drought
<i>Leptochloa dubia</i>	Green Sprangletop	shade/drought
<i>Miscanthus sinensis 'zebrinus'</i>	Zebra Grass	
<i>Muhlenbergia lindheimeri</i>	Big Muhly	
<i>Panicum virgatum</i>	Switchgrass	clump
<i>Sorghastrum nutans</i>	Indiangrass	
<i>Stenotaphrum secundatum</i>	St. Augustine Grass	
<i>Tripsacum dactyloides</i>	Eastern Gamagrass	moist
<i>Zoysia spp.</i>	Zoysia Grass	

**Vines:**

SCIENTIFIC NAME	COMMON NAME	COMMENTS
<i>Bignonia capreolata</i>	Crossvine	evergreen
<i>Campsis radicans</i>	Trumpet Creeper	aggressive
<i>Clematis pitcheri</i>	Leather Flower	delicate

Gelsemium sempervirens	Carolina Yellow Jasmine	
Ipomoea Quamoclit	Cypress Vine	annual
Lonicera sepmervirens	Coral Honeysuckle	
Mauranda antirrhinniflora	Snapdragon Vine	delicate
Parthenocissus quinquefola	Virginia Creeper	shade

**Annuals:**

**Winter/Spring:**

**Spring/Summer:**

**Summer/Fall:**

Calendula	Geranium	Acalypha
Daffodil (bulb)	Marigold	Ageratum
Hyacinth (bulb)	Periwinkle	Allyssum
Ornamental Kale	Petunia	Amaranthus
Pansy		Begonia
Primula		Caladium
Snapdragon		Chrysanthemum
Tulip (bulb)		Coleus
Ornamental Pepper		Impatiens
Dianthus		Marigold
		Periwinkle
		Pholx
		Portulaca



**Legend For Approved Plant List:**

- Full sun/sun..... sun-loving plant
- Shade ..... shade-loving plant
- Moist..... moist-loving plant
- Drought/drought tolerant ..... plants generally able to survive on less supplemental water and better able to withstand droughts
- Fall color..... fall leaf color
- DR..... deer resistant plants unpalatable enough to be left alone as long as other food is available
- Ornamental..... showy plant

RP-2023-297437

ATTACHMENT 2

**BARRETT CROSSING**  
**FINAL PLAN APPLICATION**

Deliver to:

ACC c/o \_\_\_\_\_ Phone: (\_\_\_\_) \_\_\_\_\_ - \_\_\_\_\_  
\_\_\_\_\_, Texas \_\_\_\_\_ Fax: (\_\_\_\_) \_\_\_\_\_ - \_\_\_\_\_

Date: \_\_\_\_\_

Address: \_\_\_\_\_

Lot: \_\_\_\_\_ Block: \_\_\_\_\_ Phase: \_\_\_\_\_ Section: \_\_\_\_\_

Plan #: \_\_\_\_\_ Elevation: \_\_\_\_\_

Square Footage: \_\_\_\_\_

Brick Manufacturer and Color: \_\_\_\_\_

Stone Type and Color: \_\_\_\_\_

Stucco Color: \_\_\_\_\_

Roof Pitch: \_\_\_\_\_ Roof Color: \_\_\_\_\_

Paint Color: \_\_\_\_\_

Trim Color: \_\_\_\_\_

Site plan must be attached to include the following items:

- Site dimensions
- Square footage of all enclosed improvements
- Impervious Cover
- Property Lines with dimensions
- Building Setbacks
- Proposed finish floor elevation
- Utility boxes
- Drives, parking areas and walks
- House and accessory structures
- Easements
- Boundaries of turf areas with type of turf noted
- Locations of all proposed plants
- Plan legend including species, quantity and sizes at time of planting
- Fence location

Comments: \_\_\_\_\_

Builder Name: \_\_\_\_\_

By: \_\_\_\_\_

**APPROVED BY:**

ACC: \_\_\_\_\_  
\_\_\_\_\_  
(signature)

Approval Date: \_\_\_\_\_

BARRETT CROSSING  
DESIGN GUIDELINES

RP-2023-297437

RP-2023-297437  
# Pages 35  
08/07/2023 10:35 AM  
e-Filed & e-Recorded in the  
Official Public Records of  
HARRIS COUNTY  
TENESHIA HUDSPETH  
COUNTY CLERK  
Fees \$150.00

RECORDERS MEMORANDUM

This instrument was received and recorded electronically and any blackouts, additions or changes were present at the time the instrument was filed and recorded.

Any provision herein which restricts the sale, rental, or use of the described real property because of color or race is invalid and unenforceable under federal law.  
THE STATE OF TEXAS  
COUNTY OF HARRIS

I hereby certify that this instrument was FILED in File Number Sequence on the date and at the time stamped hereon by me; and was duly RECORDED in the Official Public Records of Real Property of Harris County, Texas.



*Teneshia Hudspeth*  
COUNTY CLERK  
HARRIS COUNTY, TEXAS

RP-2023-297437